

TECHNOLOGY LESSONS 4 TEACHERS NEWSLETTER

MARCH, 2011 - ISSUE 06

FEATURE APPLICATION

TED TALKS

WWW.TED.COM

Elementary: **2**
[Little Bird Tales](#)

Middle School: **3**
[Wordle & Tagxedo](#)

High School: **3**
[Khan Academy](#)

ActivInspire: **4**
[Text Tool](#)

"Ideas Worth Spreading," is the slogan for TED, & it is an ideal that they have been holding onto since 1984. It started out as a conference bringing people together from technology, entertainment, & design. Since then they have brought their keynotes & speakers from their conferences to millions through their **TED Talks** online.

Now with the success of TED Talks, they have reengineered their website around it. The goal is to give everyone on-demand access to inspiring talks. They have just recently developed an app for the iPod to reach even more viewers. Great for professional development & interest, along with starting discussions with students!

Here are some thought provoking videos to watch,

- Dan Meyer: *Math Class Needs a Makeover*
- Charles Leadbeater: *Education Innovation in the Slums*
- Adora Svitak: *What Adults can Learn from Kids*
- Sugata Mitra: *The Child-Driven Education*
- Sir Ken Robinson: *Do Schools Destroy Creativity?*
- Sir Ken Robinson: *Bring on the Learning Revolution!*





SKYPE IN THE CLASSROOM

Skype in the Classroom is a free online directory for teachers everywhere who want to use Skype to bring education to life. Skype offers an immediate way to help students discover new cultures, languages & ideas.

Teachers create a profile that sets out their interests, specialties, & location. They can then browse through the community to look for teachers who can offer them help, or whom they might be able to help. Once teachers find someone they'd like to connect with, they can add that person as a Skype contact, or share Skype-related teaching resources.

Join the Skype community.

<http://education.skype.com>




LITTLE BIRD TALES

WWW.LITTLEBIRDTALES.COM

Little Bird Tales is a site for preK & elementary students to use to create digital stories. It is easy for young students to use, as it walks them through each step of creating a multimedia slideshow story. They can upload their own images, draw images, or record from their webcams. Stories can be written with text or narrated by students using built in microphones.

- It encourages creativity & self-expression
- Helps reinforce reading & writing skills
- A green alternative
- Made with kids in mind!

It's fun & FREE for everyone!



WEBSITE 2 CHECK OUT

GRAMMAROPOLIS

WWW.GRAMMAROPOLIS.COM

Grammaropolis is website designed to help students learn the parts of speech. It features cartoon characters that represent nouns, verbs, adjectives, & other parts of speech. Students can click on any of the characters to read that character's story. After going through the character stories students can watch videos about the parts of speech & play games about the parts of speech.

WORDLE & TAGXEDO

WWW.WORDLE.NET

WWW.TAGXEDO.COM

TEACHER FEATURE

LYNN
KLEINMEYER

Wordle creates “word clouds” from text that you provide. The size of the words in the word cloud depends on the number of times the word appears in the text. Customize the word cloud by using different fonts, layouts, & color schemes. It's free, no account is needed, & easy to use.

Similar to the original *Wordle*, **Tagxedo** is a word cloud generator. The biggest difference between the two is that Tagxedo allows you to create shapes with your clouds. Choose from one of theirs or upload your own.

Ideas for the classroom:

- Write an “All About Me”
- Create a book quiz
- Guess the fairytale
- Classroom rules
- Character study
- Ideas in famous speeches
- Classroom polls
- Compare & contrast themes in literature
- A movie/book review
- Comment on current events
- Make gifts for students, or have students make gifts for relatives or friends
- Make word clouds about celebrities, historical figures, or memorable events
- Have students make a self portrait
- Expand student vocabulary by color-coding similar words
- Contrast terms by comparing word clouds created for each term



Lynn Kleinmeyer, a 7th grade reading teacher at Plattsmouth Community Middle School. She uses different technology resources regularly in her classroom – many **ActivInspire** interactive lessons to keep her students involved, **ActivExpressions** for direct feedback on quizzes, communicates with students through **Gaggle**, & stays in touch with parents by sharing information on **iShare** (a website creation tool).

Other projects that she has done this year incorporating technology tools are – **Gaggle** book recommendation emails, **PowerPoints**, book talk videos, & book trailers in **iMovie**. A future project that she is considering is using **Shelfari** (www.shelfari.com) with students as a way to get them involved with discussing books they are reading or have read.



Wordle cloud
over Eleanor
Roosevelt's
speech, "The
Struggle for
Human Rights,
1948."

Tagxedo cloud
over words
describing
Einstein.



KHAN ACADEMY

[HTTP://KHANACADEMY.ORG](http://khanacademy.org)

Khan Academy offers more than 1800 mathematics, science, history, economic, & test prep tutorial videos online. The Khan Academy is an organization on a mission, with self-paced lessons for students to use, & coaches to help with students' understanding.

The Khan Academy's materials & resources are available to anyone completely free of charge.

Here are some classroom ideas,

- Digital textbooks

- Review materials
- Reverse instruction
- Summer academy
- Enrichment courses in blended-learning
- Math remediation
- Differentiated instruction
- Teaching assistant
- Substitute teacher



T ACTIV- INSPIRE TEXT TOOL

A common tool that you will probably use often is the **Text Tool**. It allows you to type on your flipchart page & in your **Notes Browser**. We have it set up so that it can read any font you have installed on your computer. A few tips to keep in mind when using this tool,

- Be sure when typing on a flipchart page, you do not want anything smaller than size 28. Anything smaller will be too hard to read on the board from a distance.
- When the text is in editing mode, if you want to move it click out first before moving it. Otherwise, you make a copy of your text.
- To change the color, just select your text, & then choose a color from your paint palette.
- The program will remember the last font, size, & text color you were on.
- There are two color boxes for text. One changes the color of the text. The other changes the background color of the text.

Here is a trick to make a simple banner,

- Select a background color for your text. Then align your text to the middle. Next place it on the left side of your page & stretch the text box across your page to the other side. You now have a banner.